
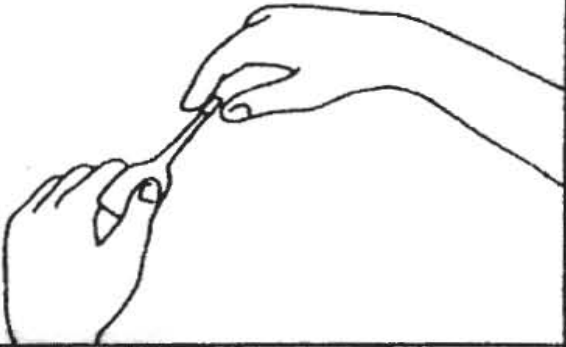
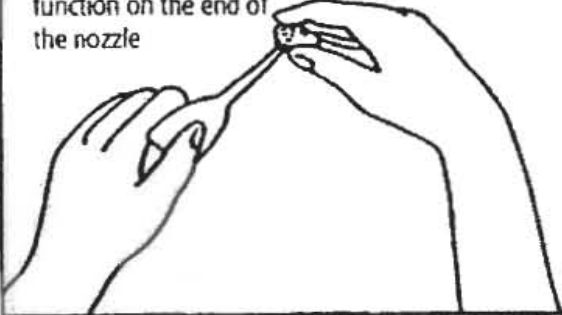
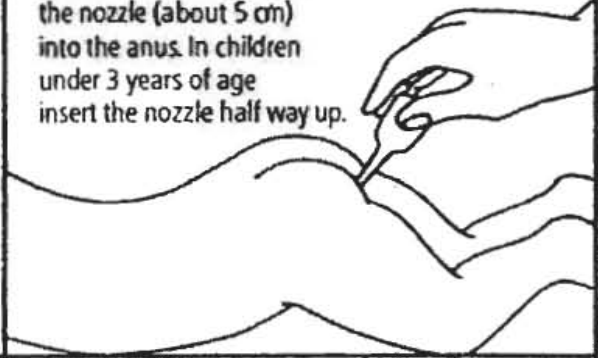
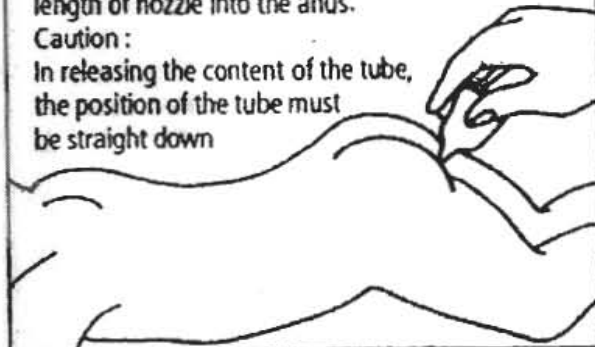




## Direction for use of rectal tube

### Direction for use

<p>Place the child across your knee with the buttocks raised</p> 	<p>1 Remove the tube cap and seal</p> 
<p>3 Smear with a little vaseline or other substances with the same function on the end of the nozzle</p> 	<p>2 4 Insert the entire length of the nozzle (about 5 cm) into the anus. In children under 3 years of age insert the nozzle half way up.</p> 
<p>5 In bigger children, insert the full length of nozzle into the anus. Caution : In releasing the content of the tube, the position of the tube must be straight down</p> 	<p>6 If the tube has been emptied, it must be in pressing position when pull out. Keep the child in the same position and press together the buttocks for a few minutes to avoid seepage</p> 